

## ARCHITECTURAL STYLE: CRAFTSMAN STYLE



CGND

Craftsman style homes were ideally suited for California's mild year-round climate and obtained an open floor plan and an earth-hugging horizontal profile. These homes were typically a one – to two – story building with low-pitched, gabled roof (occasionally hipped) with wide, unenclosed eave overhangs. The roof rafters are usually exposed, decorative beams or braces commonly added under gables, full or partial width porches with roof supported by tapered square columns. The columns and/or pedestals frequently extend to ground level.

CGND

### Design Characteristics

- Modest Overall Sizing scale
- One and one half story
- Second floor areas contained under roof structure
- Low to the ground appearance
- Natural wood related to region or area
- Colors and tones related
- Roof rafters usually exposed
- Decorative beams or braces under gables
- Porches, either full or partial-width, with supported by square columns
- Deep roof overhangs and wide eaves
- Porch across facade, or prominent in front and on two or three sides
- Exterior typically composed of different materials
- Rectangular or square shape

# MASSING & COMPOSITION

Low-Pitched gabled roof (occasionally hipped) with wide unenclosed eave overhang



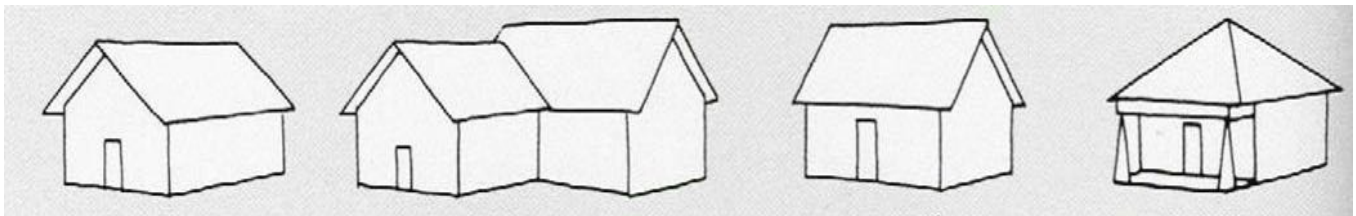
Roof Rafters usually exposed

Porches, either full or partial-width with roof supported by square column

Decorative (false beams or braces under gables

Columns or piers frequently continue to ground level (without break at level of porch floor)

CGND



**Front-Gabled Roof**

**Cross-Gable Roof**

**Side-Gabled Roof**

**Hipped Roof**

# DOORS , WINDOWS AND SHUTTERS

## DOORS

- Rectangular wooden
- Small rows of windows on top half door
- Decorative dentals
- Decorative locksets



CGND

## WINDOWS

- Standard windows are typically double hung
- Multiple lights on upper half
- Single pane on lower half
- Wood surround



CGND

## SHUTTERS

- Very rarely used in this style
- Wooden shutters

## COLORS

- Brown natural colors, bright and contrasting colors



# EAVE DETAILS

## EAVE DETAILS


- Broad and deep eaves
- Exposed rafters
- Decorative molding tongue and groove
- Match existing color
- Standard fascia
- Very simple shapes
- Simple brackets



CGND

## EXTERIOR FACADE MATERIALS

- Wood cladding and stucco finish mix is typical
- Brick or stone veneers (No more than 10%)
- Wood cladding (No more than 80%) unless approved by A.R.C.



CGND

## COLORS

- Light natural field colors are often used
- Darker colors can be used for beams, brick, rafters and doors

Wall	Trim	Accent	Wall	Trim	Accent

All Sherwin Williams paints. Each code is preceded by "SW".

# TRIM - WINDOWS AND DOORS

## TRIM

### Windows & Doors

- Typically thick wood trim
- Mostly white or contrasting colors for doors and windows
- Standard windows are typically double hung
- Single pane on lower half
- Multiple lights on upper half



CGND



CGND



# PORCHES

## PORCH

- Large covered front porch for sitting
- Porch is almost always raised off the ground
- Exposed painted wooden structural elements
- Can be gable front or shed roof front



CGND



CGND

## RAILINGS

- Typically thick wood railing, can be stone or brick
- Very simple
- Layers of horizontal and vertical wood members
- Stone and brick walls with caps large enough to sit on top of wall



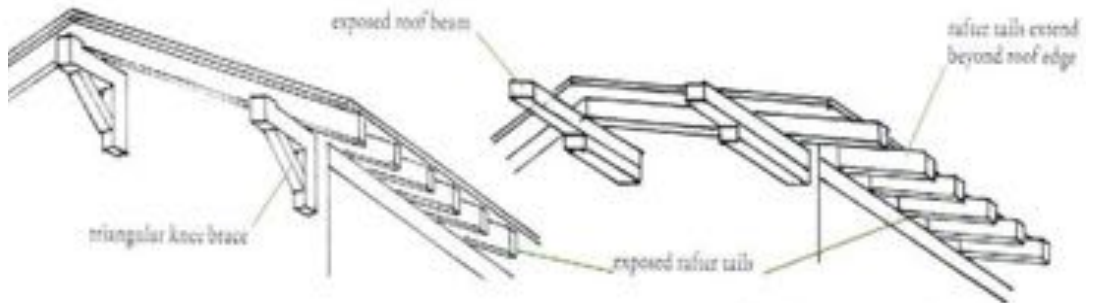
# ROOF STYLES

## ROOF STYLE

- Roofs are slightly pitched at 3:12 to 5:12
- Typically gabled roof
- Oriented the same direction



CGND



TYPICAL ROOF-WALL JUNCTIONS

rafter tails, roof beams, and knee braces are sometimes elaborated

CGND

## ROOF MATERIALS

- Typically dimensional asphalt shingled roof
- Metal roofs are also permitted



# MATERIALS AND APPLICATIONS

## GUTTERS AND DOWNSPOUTS


- Gutters and down spouts are not typical of the style
- Decorative k-style gutters
- Metal or Copper gutter and matching downspout
- They are often hidden and out of sight



CGND

## CHIMNEYS

- Material usually matches the wainscot material
- Shape is almost always large and rectangular
- Dominant feature on the side and not the front



CGND

## COLUMNS

- Single, Double or Triple columns
- Tapered columns are made of wood
- Stone veneer columns are also widely used





# GALLERY OF EXAMPLES

## Gallery of Examples: Craftsman Style

