

ARCHITECTURAL STYLE: ENGLISH TUDOR-COTTAGE



CGND

English Cottage style homes are smaller in size and typically one to two stories. It is often referred to as "Storybook style". The asymmetrical homes tend to be cozy and have irregular shaped rooms. The exterior walls typically have stucco with stone and/or brick accents. Large fireplaces from the exterior with clay chimney pots and decorative brick work are preferred In the English Cottage Style. Ornate detail is not completely necessary in this style but when concentrated such as small vertical windows it helps to express the height in the gables.

CGND

Design Characteristics

- Front Gabled Roof
- Symmetrical Paired Gables
- Single Dominant Mid- Facade Gable
- Front-Facing Gable With Wing
- Irregular Stucco
- Haphazardly-placed stone or brick
- Wrought iron door hinges, handles. Knockers and lock sets
- Massive Chimneys
- Simulated Wooden shingles or slate laid down in a seawave or other irregular pattern
- Use of half timbering
- Rubble stone at base of walls and randomly placed brick

MASSING & COMPOSITION

Massive chimneys, sometimes crowned by decorative chimney pots

Façade denominated by one or more prominent front facing gables usually steeply pitched

Steeply pitched roof, usually side gable (less commonly hipped or front-gable)



Tall, narrow windows commonly in multiple groups and with multi-pane glazing

Masonry and/ or stucco walls

Front Porch and/or entry porch with round or Tudor arch.

Board & Batten Door

CGND



Front-Gable Roof



Symmetrical Paired Gable

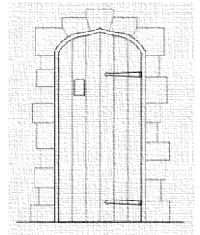


Single-Dominant Mid-Façade Gable

DOORS , WINDOWS AND SHUTTERS

DOORS

- Semi- arched
- Dark wood or painted red
- Narrow window, slightly pointed no more than 20% glass
- Board-n-batten or paneled
- Metal strapping and hardware



CGND

WINDOWS

- Standard windows are single/double hung windows have details that are used sparingly and oriented for optimal views
- Some houses may have horizontal and vertical muntins
- Picture windows may be used on one gable end only
- Dark colors are suggested and flower boxes can be additional assets



CGND

SHUTTERS

- Variety of colors
- Wood shutters
- Louver style
- Board-n-batten shutters

COLORS-SHUTTERS

- Natural Colors



EAVE DETAILS

EAVE DETAILS

- Shallow overhangs
- Round exposed rafters
- Dark wood
- Change of angle at roof pitch
- Very simple details



CGND

EXTERIOR FACADE MATERIALS


- Typically stucco finish 90%
- Re-claimed Brick veneer (No more than 10%)
- Wood cladding (No more than 10%)



CGND

COLORS

- Light natural field colors
- Darker colors can be used for beams, brick, rafters doors and windows



TRIM - WINDOWS AND DOORS


TRIM

Windows & Doors

- Can be stone, wood, or nothing at all
- Window boxes are encouraged and often are used instead of any trim



CGND




CGND



PORCHES

PORCH

- A small entry porch is often present. Openings can be round or Tudor arched, simple with wood beams with brackets
- Some examples have a deep one story American sitting porch



CGND



CGND

RAILINGS

- Thick wood railing
- Slightly decorative wrought iron.



ROOF STYLES

ROOF STYLE

- Roofs are steeply pitched at 6:12 or more
- Can be hipped however, gable ends are preferred
- Large decorative half timbering at gable ends




CGND



CGND

ROOF MATERIALS

- Roofs are often slate or flat terracotta with copper flashing
- Asphalt shingled roofs are often used however, must be irregular and dimensional with shadow lines.
- Simulated wood Shake



MATERIALS AND APPLICATIONS

GUTTERS AND DOWNSPOUTS

- Gutter profile is typically half round
- Decorative k-style gutter, metal or copper gutter and matching downspout
- Decorative brackets and leader heads



CGND

CHIMNEYS

- Large elaborate chimneys are made with a brick veneer or stucco finish. Opening is typically rectangular
- Use of chimney pots are encouraged



CGND

COLUMNS

- Use of brick, stone or wood columns
- Use of Curved brackets



MATERIALS AND APPLICATIONS

FACADE APPLICATION

- Half timbering-use sparingly
- Use minimum of 8" timbers
- Re-claimed wood is preferred



CGND



GALLERY OF EXAMPLES

